



National Marine Manufacturers Association

nmma.org

ECONOMIC SIGNIFICANCE OF RECREATIONAL BOATING IN WEST VIRGINIA

CONGRESSIONAL DISTRICT 3

Number of Recreational Boats*	17,786
Recreational Boating Industry Businesses	29
Total Jobs	1,310
Annual Recreational Boating-Related Spending	\$71.0 MILLION




TOTAL ANNUAL ECONOMIC IMPACT OF RECREATIONAL BOATING:

\$166.9 MILLION

RECREATIONAL BOATS IN WV-3

TOTAL BOATS* 17,786

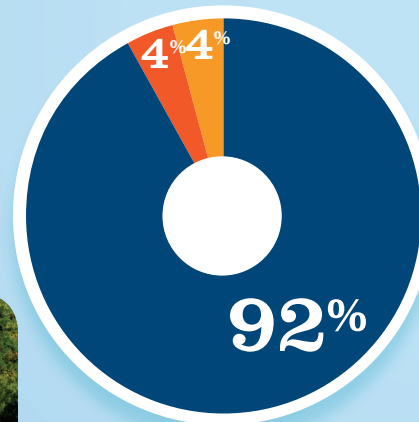
REGISTERED BOATS	17,786
Power boats	15,845
PWCs	1,549
Sailboats	49
Other Boats	343
HOUSEHOLDS PER BOAT	14.4



* Total boats are registered boats as reported by states to the USCG.

RECREATIONAL BOATING CREATES JOBS IN WV-3

TOTAL BOATING JOBS	493
Boat Building	-
Motor / Engine Mfgr.	-
Accessory / Supplies Mfgr.	21
Dealers / Wholesalers	18
Boat Services	454

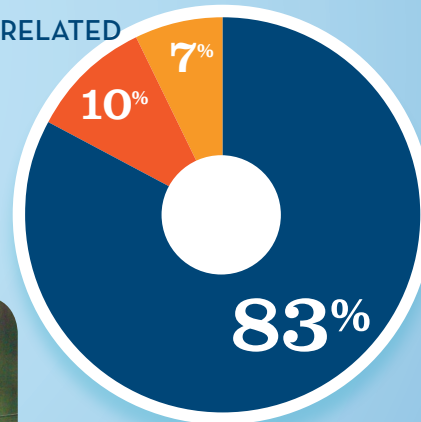


BOAT BUILDING † 0%
MOTOR/ENG. MFGR. † 0%
ACC./SUPPLIES MFGR. 4%
DLRS/WHOLESALERS 4%
BOAT SERVICES 92%



RECREATIONAL BOATING-RELATED BUSINESSES IN WV-3

TOTAL BUSINESSES	29
Boat Building	-
Motor / Engine Mfgr.	-
Accessory / Supplies Mfgr.	2
Dealers / Wholesalers	3
Boat Services	24

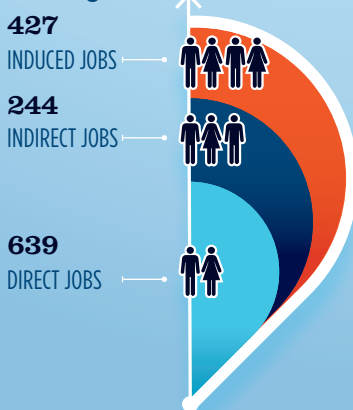


BOAT BUILDING † 0%
MOTOR/ENG. MFGR. † 0%
ACC./SUPPLIES MFGR. 10%
DLRS/WHOLESALERS 7%
BOAT SERVICES 83%



ESTIMATED JOBS IMPACT OF RECREATIONAL BOATING-RELATED SPENDING IN WV-3

EST. TOTAL JOBS	1,310
EST. TOTAL LABOR INCOME	\$54.3 MILLIONS
Est. Direct Income	\$21.9
Est. Indirect Income	\$13.7
Est. Induced Income	\$18.7



RECREATIONAL BOATING INDUSTRY SALES IN WV-3

Boat Building	\$0.0 MILLION
Motor / Engine Mfgr.	\$0.0 MILLION
Accessory / Supplies Mfgr.	\$5.5 MILLION
TOTAL MFG. SALES	\$5.5 MILLION
Dealers / Wholesalers	\$5.5 MILLION
Boat Services	\$188.3 MILLION
TOTAL RETAIL & SERVICES SALES	\$196.7 MILLION
TOTAL SALES	\$188.3 MILLION

BOAT BUILDING 0%
MOTOR/ENG. MFGR. 0%
ACC./SUPPLIES MFGR. 3%
DLRS/WHOLESALERS 3%
BOAT SERVICES 94%